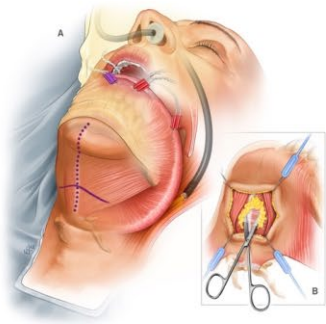
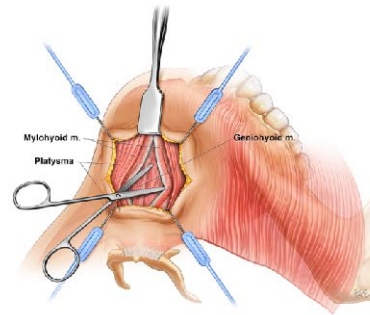


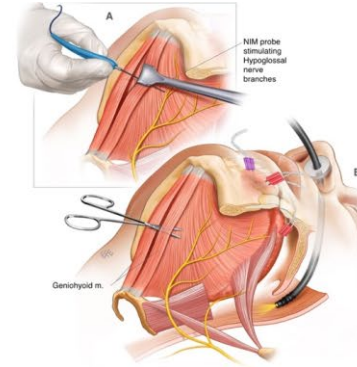
Surgical procedure



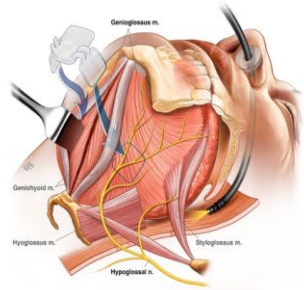
1 Locate incision site and access Mylohyoid muscle



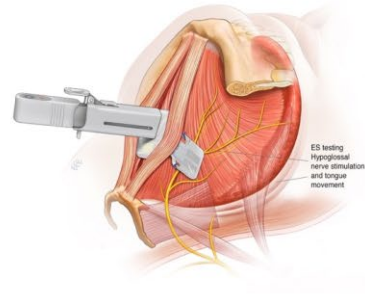
2 Dissect Mylohyoid and expose Geniohyoid muscles



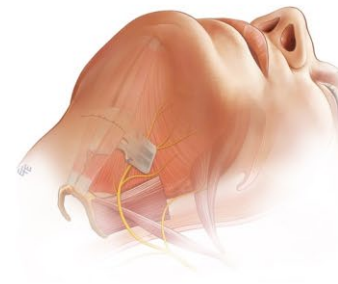
3 Expose Genioglossus muscle and Hypoglossal nerve



4 Position the Genio[®] IS and test with the Genio[®] ES



5 Suture the Genio[®] IS and test with the Genio[®] ES



6 Wound closure

Straight forward

Single incision